

1949

Notes on residual stress due to cold bending, April 1949

C. H. Yang

Follow this and additional works at: <http://preserve.lehigh.edu/engr-civil-environmental-fritz-lab-reports>

Recommended Citation

Yang, C. H., "Notes on residual stress due to cold bending, April 1949" (1949). *Fritz Laboratory Reports*. Paper 1367.
<http://preserve.lehigh.edu/engr-civil-environmental-fritz-lab-reports/1367>

This Technical Report is brought to you for free and open access by the Civil and Environmental Engineering at Lehigh Preserve. It has been accepted for inclusion in Fritz Laboratory Reports by an authorized administrator of Lehigh Preserve. For more information, please contact preserve@lehigh.edu.

RESIDUAL STRESS DUE TO COLD BENDING

Residual Str.

The unloading and reloading beam behavior after it has been loaded past the yielding strength.

April 22, 49

1. The beam deflection under the same load during repeated loading increases.
2. The amount of deflection increment from initial load to max. load applied in the repeated loading test approaches a constant.

$$\Delta \delta = 0.808''$$

Calculation

$$\Delta \delta = \frac{23l^3}{27 \times 24 \times EI} \times 20$$


$$E = 29.5 \times 10^3$$

$$I = 143.2$$

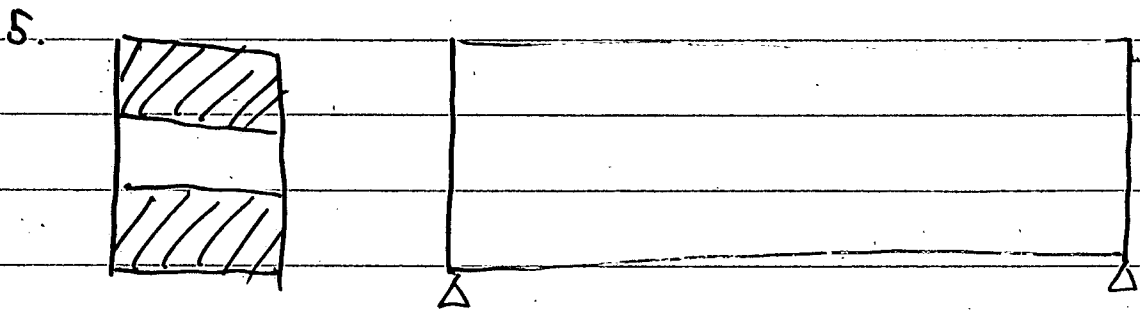

$$\Delta \delta = 0.801''$$

3. It shows that the strain has been hardened the strain and stress relation ~~flows~~ follows the elastic modulus of elasticity very close.

4. The reason that the deflection is not stable is due to some new local spot yielded during repeat loading.



Actual case


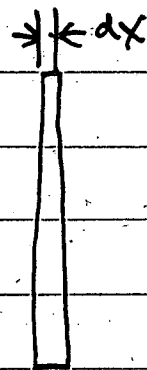
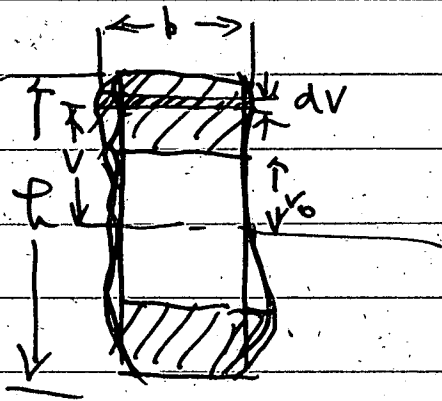


The deflection of the beam should follow the beam formula after strain hardened. This can be proved

The Problem:

1.

A beam is loaded over yielding strength. What will be the behavior of the beam for other type of loading. (The moment at each section by the new load if system must be smaller than the previous one in those yielded regions)



$$\frac{\epsilon_{y.p.}}{V_0} = \frac{\epsilon_v}{V} \quad \therefore \epsilon_v = \frac{V_0}{V} \epsilon_{y.p.}$$

$\epsilon_{y.p.}$ = Elastic strain

$$\therefore \epsilon' = \text{permanent strain} = \left(\frac{V}{V_0} - 1\right) \epsilon_{y.p.}$$

ϵ' in elastic range = 0

In general case its a function of V.

Assume curvature of the beam at this section = R

Assume the new loading system produce a moment M1 at the section

$$\epsilon = VR$$

$$\sigma_1 = \text{stress} = \left[VR - \left(\frac{V - V_0}{V_0} \right) \epsilon_{y.p.} \right] E$$

$$\sigma_2 = VR \quad \text{in elastic range}$$

$$\sum \sigma v dA = M$$

$$\therefore \int_0^{V_0} V (RV) E b dV + 2 \int_{V_0}^{\frac{R}{2}} V \sigma_1 b dV = M$$

$$\therefore 2 \int_0^{V_0} V^2 R E b dV + 2 \int_{V_0}^{\frac{R}{2}} b E \left[\frac{V}{V_0} R - \left(\frac{V - V_0}{V_0} \right) \epsilon_{y.p.} \right] V dV = M$$

$$\therefore \int_{-\frac{R}{2}}^{\frac{R}{2}} V^2 R dV = \frac{M}{E} + 2 \int_{V_0}^{\frac{R}{2}} \frac{b V^2}{V_0} \epsilon_{y.p.} dV - 2 \int_{V_0}^{\frac{R}{2}} V \epsilon_{y.p.} b dV$$

$$IR = \frac{M}{E} + \frac{I_2 \epsilon_{y.p.}}{V_0} - 2 \epsilon_{y.p.} I_1$$

$$R = \frac{M}{IE} + \left(\frac{I_2}{IV_0} - \frac{2I_1}{I} \right) \epsilon_{y.p.}$$

I_2 = Moment of inertia of plastic region about N.A.

Z_1 = moment of plastic region about N.A.

When $M = 0$

$$R = R_0 = \left(\frac{I_2}{IV_0} - \frac{Z_1}{I} \right) \epsilon_{y.p.}$$

$$= \frac{\epsilon_{y.p.}}{I} \left(\frac{I_2}{V_0} - Z_1 \right)$$

R_0 = ~~radius of~~ curvature when moment all released

$$R = R_0 + \frac{M}{EI}$$

There you in reference with R_0 the beam behaves as perfect elastic.

$$R = \frac{M}{EI} + \frac{\epsilon_{y.p.}}{I} \left(\frac{I_2}{V_0} - Z_1 \right)$$

~~Now~~ I_2 , Z_1 and M may be represented by function of x as

$$-\frac{d^2 y}{dx^2} = R$$

Thus solve the general case of loading

$$\text{Stress} = \sigma = E\epsilon = \left[VR - \left(\frac{V-V_0}{V_0} \right) \epsilon_{y.p.} \right] E$$

Residual stress σ_r (general expression $M=0$)

$$\begin{aligned} \sigma_r &= \left[VR_0 - \left(\frac{V-V_0}{V_0} \right) \epsilon_{y.p.} \right] E \\ &= \left[\left(\frac{I_2}{IV_0} - \frac{2}{I} \right) \epsilon_{y.p.} V - \left(\frac{V-V_0}{V_0} \right) \epsilon_{y.p.} \right] E \end{aligned}$$

$$= \frac{E \epsilon_{y.p.}}{1} \left[V \left(\frac{I_2}{IV_0} - \frac{2}{I} \right) - \left(\frac{V-V_0}{V_0} \right) \right]$$

Suppose $V=V_0$

$$\sigma_r = E \epsilon_{y.p.} \left[\frac{I_2}{I} - \frac{2V_0}{I} \right] = \frac{E \epsilon_{y.p.}}{I} [I_2 - 2V_0]$$

Suppose $V = \frac{h}{2}$

~~$$\sigma_r = E \epsilon_{y.p.} \left[\left(\frac{I_2}{I} - \frac{2V_0}{I} \right) \right]$$~~

$$\sigma_r = E \epsilon_{y.p.} \left[\frac{h}{2I} \left(\frac{I_2}{V_0} - 2 \right) - \left(\frac{h-2V_0}{2V_0} \right) \right]$$

~~$$= \sigma_{y.p.} \left[\frac{h}{2I} \left(\frac{I_2}{V_0} - 2 \right) - \left(\frac{h-2V_0}{2V_0} \right) \right]$$~~

$$M = M_0$$

$$R = \frac{\epsilon_{y.p.}}{V_0}$$

$$\therefore \frac{\epsilon_{y.p.}}{V_0} = \frac{M_0}{IE} + \left(\frac{I_2}{IV_0} - \frac{2I}{I} \right) \epsilon_{y.p.}$$

$$\therefore M_0 = \epsilon_{y.p.} E \left(\frac{I}{V_0} - \frac{I_2 + 2I}{V_0} \right)$$

$$M_0 = \frac{\epsilon_{y.p.} E}{V_0} (I - I_2 + 2IV_0) \quad \#$$

~~$$\frac{\epsilon_{y.p.} E}{V_0} (I - I_2 + 2IV_0)$$~~