

FIRE: Forum for International Research in Education

Volume 3

Issue 2 *Inclusion not Exclusion: Comparative
Educational Perspectives at the Heart of Sustainable
Development in the Gulf States*

Article 7

2016

The Educational Aspirations of Saudi Arabian Youth: Implications for Creating a New Framework to Explain Saudi Arabian Society

Woohyang Sim

Waseda University, ameholic@ruri.waseda.jp

Follow this and additional works at: <https://preserve.lehigh.edu/fire>

 Part of the [Educational Sociology Commons](#), [Higher Education Commons](#), and the [Near and Middle Eastern Studies Commons](#)

Recommended Citation

Sim, W. (2016). The Educational Aspirations of Saudi Arabian Youth: Implications for Creating a New Framework to Explain Saudi Arabian Society. *FIRE: Forum for International Research in Education*, 3(2). <http://dx.doi.org/10.18275/fire201603021081>

This Article is brought to you for free and open access by Lehigh Preserve. It has been accepted for inclusion in FIRE: Forum for International Research in Education by an authorized editor of Lehigh Preserve. For more information, please contact preserve@lehigh.edu.

The Educational Aspirations of Saudi Arabian Youth: Implications for Creating a New Framework to Explain Saudi Arabian Society

Abstract

Higher education in Saudi Arabia has garnered immense praise for its rapid expansion and developments in both quantity and quality. In response to this, the tertiary school enrollment in Saudi Arabia is rapidly rising. These achievements can be explained by changes in educational policies. However, studies regarding youth's awareness are scarce. Thus, this study clarifies the educational aspiration of Saudi Arabia's young generations through an awareness survey. Data collected from 316 respondents was analyzed by using SPSS. The findings of this study indicate strong educational aspirations of young Saudis who are motivated by their meritocratic way of thinking. These results are discussed while examining the application of status attainment and status expression theories in the case of Saudi Arabia.

Keywords

Educational Aspiration, Higher Education, Saudi Arabia, Status Attainment, Status Expression

THE EDUCATIONAL ASPIRATIONS OF SAUDI ARABIAN YOUTH: IMPLICATIONS FOR CREATING A NEW FRAMEWORK TO EXPLAIN SAUDI ARABIAN SOCIETY

Woohyang Sim¹

Waseda University, Japan

The Expansion and Development of Higher Education in Saudi Arabia

Since the introduction of human capital theory by Becker (1962) and Schultz (1971; 1972) in the 1960s and 1970s, education has been understood to exert a strong influence, not only on individuals, but also on the social and economic development of a nation. Recognizing the power of education, the national budget for education in the Kingdom of Saudi Arabia (KSA) has seen some of the highest increase rates in the world (Aljubaili, 2014). With strong government support, the country's education system has seen enormous growth over the past several decades.

Education is a national priority in KSA, reflected in national policies and large budgets. Indeed, higher education in the country, in particular, has garnered immense praise for its rapid development in both quantity and quality (Nakamura, 2007; Han, Yun, & Park, 2011). King Saud University, established in 1957, was the first university to open in the country. Since then, according to KSA's Ministry of Education, a total of 28 public and 30 private universities and colleges have been founded, with private universities allowed to open beginning in 1998 (Al-Dali, Fnais, & Newbould, 2013; Smith & Abouammoh, 2013). As shown in Figure 1, most public universities have been established only in the last decade.

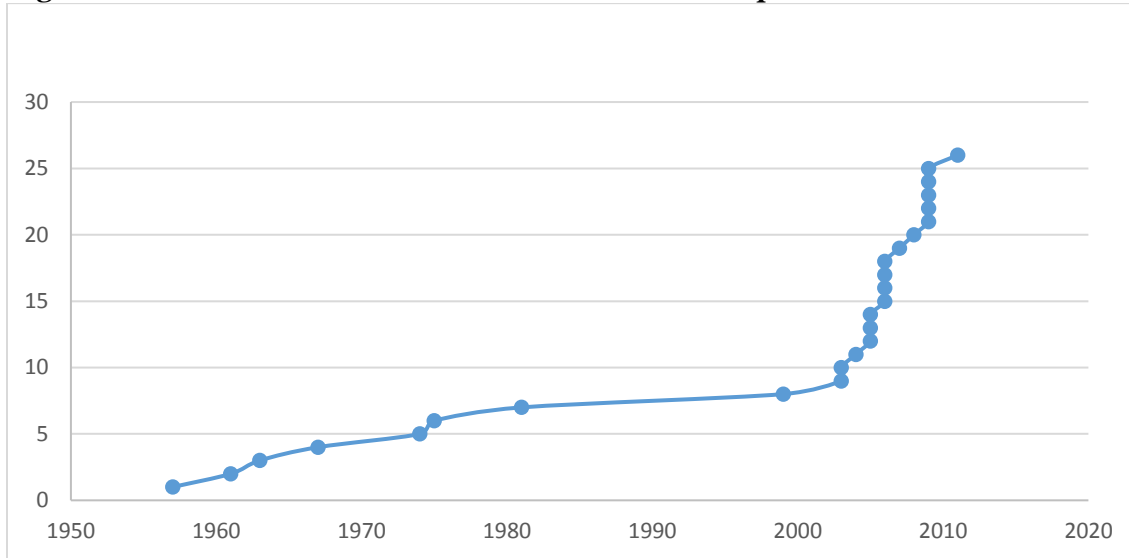
Mazi and Altbach (2013) found that Saudi universities have risen in international rankings of universities, largely as a result of their focus on quality assurance. For example, according to Ranking Web of Universities (2015), King Saud University ranked 212th in the January 2011 World Universities List, up from its standing at 3,062nd place in the July 2007 list. Additionally, King Saud University has ranked first among Arab countries since 2008, accompanied by other Saudi research universities² which have also achieved much higher rankings over time (Mazi & Altbach, 2013). This visible rise in rankings shows that not only the quantity but also the quality of Saudi universities is growing as the government planned.

¹ *Correspondence:* Address: 1-6-1 Nishiwaseda, Shinjuku-Ku, Tokyo 169-8050 Japan; Email: ameholic@ruri.waseda.jp

² Some examples of increasing rankings include: (1) King Fahd University of Petroleum and Minerals: 638th in 2007, 544th in 2011; (2) King Abdulaziz University: 2789th in 2007, 1006th in 2011; (3) Imam Muhammad ibn Saud Islamic University: 5715th in 2007, 998th in 2011; (4) King Faisal University: 4218th in 2007, 1433rd in 2011; (5) Umm al-Qura University: 1968th in 2009, 1030th in 2011 (Mazi & Altbach, 2013).

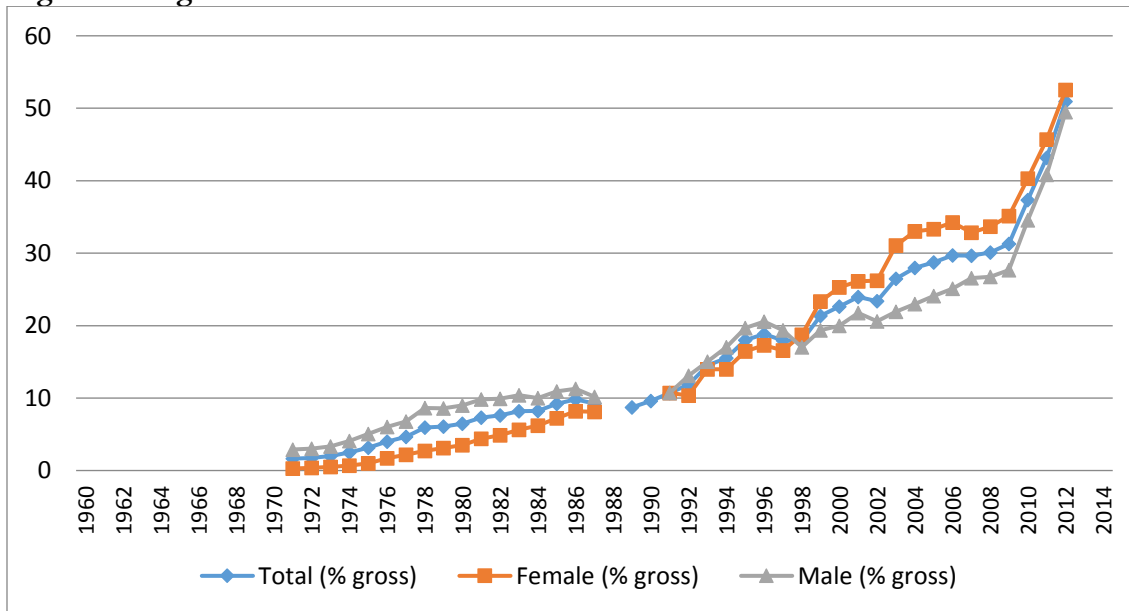
As the number of higher education institutions in KSA increases, tertiary school enrollment is visibly growing, as shown in Figure 2. At the level of higher education, KSA’s gross enrollment ratio (GER)—the number of students enrolled as a percentage of the corresponding grade level—was 57.5% in 2013, up from only 1.6% in 1971 (World Bank Group, 2004 & 2015).

Figure 1: Years of establishment and total number of public universities in KSA.



Source: Ministry of Higher Education, 2015.

Figure 2: Higher education Gross Enrollment Ratios in KSA from 1971–2013.



Source: World Bank Group, 2015.

This is considered a phenomenal increase, especially considering that in 2013, the world average GER was 32.8% and the average GER among Arab states was 28.1% (World Bank Group, 2015).

With a higher education GER exceeding 50%, the higher education system in KSA is now on a “universal”³ level, as defined by Trow (1973).

The growth—in quantity and quality—of public higher education institutions in KSA reflects the government’s perception that higher education is crucial to their transition from an economy reliant on oil to an economy based on knowledge. However, KSA’s educational expansion is typically explained by supply-side policies (Aljubaili, 2014), while research on educational aspirations and motivation is scarce. Thus, to give a more well-rounded perspective on higher education in the nation, this paper explores educational aspirations and motivation within Saudi society of individuals to enter higher education.

Theoretical Framework

Status attainment theory is commonly used to explain the educational aspirations of a society (Blau & Duncan, 1967). The theory’s popularity, surpassing psychological theories like Maslow’s (1943) hierarchy of needs theory, stems from the strong relationship between education and the labor market, which has emerged as a function of education (Collins, 1971 & 1979; Dore, 1976; Spence, 1973). Status attainment theory stresses that educational aspiration is a cognitive state that motivates and drives young people to strive for academic success (Khoo & Ainsley, 2005), later connecting individuals to prestigious jobs and ultimately leading to a higher social status (Collins, 1971 & 1979; Dore, 1976; Spence, 1973).

Spence (1973) found that education credentials signal an employee’s success in the labor market. Additionally, Dore (1976) explained that education acts as a means to obtain a job, and eventually to obtain a more prestigious one. Collins (1979) discussed status attainment from a different perspective, emphasizing the strong relationship between education and occupational status. He claimed that social groups use education to construct and maintain their status. The three aforementioned theories explain the function of education in society and argue that educational aspirations are motivated by these functions. Inevitably, in these studies, status attainment is affected by ascribed factors such as socio-economic situation, parental status, and education level.

Most status attainment theories have been derived from Western contexts, primarily from the United States and Europe (Amano, 1983). However, researchers from other areas of the world have made important contributions to the literature. Studying Japanese higher education, Amano (1983) recognized that the female labor force participation rate was not increasing in tandem with the educational enrollment rate. To explain this phenomenon, Amano coined the term “status expression” (*chii hyouji kinou*):

This “status expression” is similar to Havighurst’s “symbolic value.” In this case, education indicates a person’s social class. Reproducing social structure is the role of educational institutes, by conveying culture that fits a person’s social status. So, education is considered as a consumable material” (Amano, 1983, p44).

³ Trow (1973; 2000) classified tertiary education systems into three groupings and described their different functions in society: (1) Elite higher education system: student enrollment of about of about 5% of age group; high academic standards and homogeneous group of student; university main functions is to train students by developing their personality for high positions in society (Trow, 1973, 4); (2) Mass higher education system: increased student enrollment (towards 15%–20%); establishment of new and alternative institutions next to universities and blurred boundaries between the providers; differences in academic standards and quality, degree of student homogeneity, governance etc. compared to the elite system; principle of “open access” (Trow, 1973, 4); (3) Universal higher education system: student enrollment beyond 50% of the age group; profound changes in both institutional structures and attitudes regarding higher education as the new information technologies lead to universal access (Trow, 2000, 14).

Until now, the function of education has been explained by the two main theories discussed previously: status attainment and status expression. Typically, the former is used to explain men's educational aspirations, and the latter to explain those of women (Li, 2011). However, in KSA—where the population is approximately 30,770,000, with 33% of residents being non-Saudi (CDSI, 2014)—it is not easy to predict educational aspirations, due in part to the country's unique patriarchal social structure and its tribal society.

The aim of this study is threefold. Firstly, through a survey, it seeks to clarify the educational aspirations of Saudi youth. Secondly, it aims to examine the application of status attainment and status expression theories in the case of KSA. Finally, it aims lay the groundwork for creating a new framework that better explains Saudi Arabian society.

Methodology

This study examined educational aspiration, motivation, and purpose of enrollment in higher education for Saudi youth through an online survey. Survey items focused on the following three research questions:

1. What are the academic aspirations of Saudi youth?
2. What motivates Saudi youth to aim for higher education?
3. What is the main reason why Saudis enroll in higher education?

Survey Design and Limitations

This survey was created to examine Saudi Arabian youth's level of aspiration and motivation for attending higher education. To avoid non-responses and to make the survey easier to answer, pre-coded answers were applied to most of the survey. The survey contained 40 items and was divided into three major parts: (1) personal data, (2) educational awareness, and (3) occupational awareness. The survey was conducted online, in Arabic, from June 19, 2013 until October 13, 2013 (approximately four months). Data was collected from a total of 321 Saudi Arabian respondents, both males and females. Excluding five individuals who responded to less than 50% of the survey, data from a total of 316 respondents has been analyzed using IBM SPSS Statistics 22.

One of the study's limitations is that female respondents outnumbered male respondents, with approximately two women answering for every man. Another limitation is that, bearing in mind the nature of KSA's conservative society, survey questions were selected carefully and certain questions were not asked.

Description of Respondents

Two hundred and twenty-two respondents (70%) were women and 94 respondents (30%) were men. The respondents' age varied but most of the respondents were in their 20s and were born during the era of higher education expansion. For the purposes of this paper, "youth" refers to those aged 30 or under. Some comparison will be made between men and women. Figure 3 below shows the age and gender distribution of the respondents.

As shown in Table 1, over 85% of the 316 respondents were under 30 years old. The most commonly reported "current status," in descending order, was undergraduate student (45%), employee (25.3%), secondary school student (13.6%), unemployed (9.8%), and, finally, graduate student (6.3%) (see Appendix 1–1).

The survey asked respondents to rate their perception of their economic status using a four-point scale. Fifty-three (20%) of the 257 respondents answered that they were "very wealthy." One hundred and eighty (70%) respondents selected that they were "wealthy," and in

this paper, they are designated as the middle class. On the low end of the spectrum, fewer than 10% of respondents self-reported their economic status to be either “not wealthy” (6.6%) or “not wealthy at all” (2.7%) (see Appendix 1–2). Interestingly, this distribution of self-reported economic statuses resembles the greater Saudi population, where 30% of Saudi society is categorized as lower class, 67% as middle class, and 3% as upper class (Alnuaim, 2013). However, the “middle class” is made up of individuals with a wide range of monthly salaries: 3,900–38,200 Saudi Riyals (1,040–10,185 USD) (Alnuaim, 2013). By supposition, the data set mainly represents the middle class of KSA, although this group contains a large amount of variance.

Table 1: Age and gender of survey respondents as a percentage of the sample.

Age	Gender		Total (n)
	Male (n)	Female (n)	
Under 19	8.5	27.9	22.0
20 to 25	37.2	54.9	49.6
26 to 30	20.0	12.6	14.8
31 to 35	13.8	2.7	6.0
36 to 40	10.6	0.0	10.0
Over 41	9.5	1.8	4.0
Total	100.0 (94)	100.0 (222)	100.0 (316)

Table 2 shows the education level of the respondents’ parents. In descending order, fathers’ education levels were college or undergraduate university (36.1%), secondary school (35.3%), primary school or below (15.7%), and graduate school (12.9%). Mothers’ education levels were lower, especially with regard to graduate studies: 30.3% had attended college or undergraduate university, 34.1% had attended through secondary school, 32.4% had attended primary school or below, and only 3.2% had completed graduate school. It is interesting to note that there was no statistically significant correlation between fathers’ and mothers’ education levels, or for parents’ education level and economic status.

Table 2: Parental education levels by gender as a percentage of the sample.

	Father's education (n)	Mother's education (n)
Primary school and below	15.7	32.4
Secondary school	35.3	34.1
College or undergraduate university	36.1	30.3
Graduate school or higher	12.9	3.2
	100(255)	100(255)

As for reported parental involvement in education, regardless of gender, economic status, and parental education level, over half of the respondents considered it “very strong” (61.9%) or “strong” (18.4%), which left “not strong” (14.5%) and “not strong at all” (5%) below 20% (see Appendixes 1–3).

Research Question 1: What are the academic aspirations of Saudi youth?

Of the 257 respondents, 249 (96.8%) stated that they want to enroll in, currently study in, or have graduated from an undergraduate institution. Moreover, of these 249 respondents, 202 (81.1%) also reported that they want to enroll in, currently study in, or have graduated from a graduate school, demonstrating the strength of their aspiration to further their studies. No statistically significant difference between genders or along other ascribed factors was found (Appendix 1–4). Still, 13 individuals answered that they were not currently in a university and/or did not intend to enroll in the future. No statistically significant difference was observed between the characteristics of the 13 respondents and those with stronger educational ambitions.

While the 13 respondents not in university or planning to enroll were a small sample, and their reasons cannot be taken as generalizable to the greater population, their reasons for not enrolling were revealing. Men explained that they “want to work” or “already have a job”. Women explained that they were “getting married,” that their “scores [were] not good enough to go to university,” and that “there is no meaning in education.” The average age of marriage for females in KSA, 24 years old (Nakamura, 2007), could help explain those women who responded that they were not enrolled because they were getting married.

More than half of respondents (58%) reported having thought about attending university since their childhood, even before they started mandatory education (Appendix 1–5). Women’s educational aspirations were reportedly founded earlier than those of their male counterparts: approximately 63% of women, versus 47% of men, answered that they started thinking about attending university in childhood ($p < .01$). This 16% difference is considerable, but, regardless of gender, the results suggest that youth anticipate university studies.

What is more, the educational ambitions of contemporary Saudi youth are expected to be passed onto their children (Appendix 1–6). Ninety-nine percent of respondents want their children to complete at least undergraduate studies, and approximately 80% also expect their children to hold, at a minimum, master’s degrees. Women have higher educational aspirations for their children ($p < .05$) than men do. Fifty-nine and one-tenth percent of women, as opposed to 43.1% of men, want their children to have a master’s degree from a university abroad. Notably, not one woman reported wanting her children to study only through high school. But when it comes to their own goals, both women and men reported having ambitious educational aspirations; there was no statistical significance between genders or other ascribed factors (Appendix 1–4; 1–5).

The survey results corroborate the demand-driven expansion of higher education in KSA. As higher education in KSA progresses, both in quantity and quality, enrollment in higher education increases. In terms of demand, the population has a strong desire to attain a higher education, while, on the supply side, the government continues to allocate public funds and policies that support expanding, quality higher education. Given these corresponding factors, it is expected that enrollment in higher education will continue to increase.

Research Question 2: What motivates Saudi youth to aim for higher education?

The survey instrument used to answer this question asked respondents to rate 11 items—external or internal factors that might influence their pursuit of higher education—as either “very relevant,” “relevant,” “somewhat irrelevant,” or “irrelevant” to their seeking higher education. The next section of the study asked further questions related to what motivates Saudis to seek higher education. Throughout the paper, there are distinctions made between internal factors, motivations from within, and external factors, motivations influenced by outside elements (see Table 3 for the breakdown of factor).

When asked about their “reason to enter university” (Table 3), most respondents cited elevating social status as “very relevant” (64.8%), followed by the pursuit of specialized

knowledge (53.9%), attaining a good salary (53.2%), and obtaining a prestigious job (51.5%). Fewer respondents reported the following external factors as very relevant to their attendance: could not find a job (7.2%), free tuition fees (10.6%), and teachers' recommendation (8.9%). Internal factors were selected more often than external factors.

Respondent answers to the question, "What are the elements that you think affect having a high-social-status occupation?" reveal a meritocratic way of thinking, which refers to a belief in a system in which social status is assigned through intellect and hard-work (Appendix 1–7). The greatest number of respondents (98.5%) considered educational background to be "very relevant" in determining social status, closely followed by individual ability (97.5%). A lesser number of respondents rated the following as "very relevant": experience studying abroad (71.8%), connections (57%), parentage (31.5%), and hometown (13.7%). What is noteworthy here is that the top three items are regarded as meritocratic elements, and the bottom three items are aristocratic. Interestingly, there was more notable disagreement among respondents as to the importance of parentage and hometown, with a large proportion of respondents rating these factors as "somewhat irrelevant" or "irrelevant" to having a high-social-status occupation (68.5% and 86.3% for each factor, respectively).

Table 3: Reason to enter university as a percentage of the sample.

		Very Relevant	Relevant	Somewhat Irrelevant	Irrelevant	Total (n)
Internal factor	Elevating social status	64.8	29.0	4.4	1.7	100.0 (293)
	For specialized knowledge	53.9	37.2	5.8	3.1	100.0 (293)
	Good salary	53.2	34.5	10.2	2.0	100.0 (293)
	Attain a prestigious job	51.5	34.1	11.9	2.4	100.0 (293)
	It's common sense	40.3	35.8	19.1	4.8	100.0 (293)
	Fond of learning	39.2	38.6	16.7	5.5	100.0 (293)
External factor	Family expectation	34.8	45.1	11.6	8.5	100.0 (293)
	Surrounding people also go to university	15.7	29.7	35.8	18.8	100.0 (293)
	No tuition fees	10.6	16.7	32.8	39.9	100.0 (293)
	Teacher's recommendation	8.9	29.0	39.6	22.5	100.0 (293)
	Not finding a job	7.2	6.8	37.5	48.5	100.0 (293)

Table 4 shows the pattern matrix of a rotated factor analysis of the elements thought to affect social status. The table shows two extracted factors, labeled as "aristocratic elements" (Factor 1) and "meritocratic elements" (Factor 2). It was anticipated that an aristocratic way of

thinking would prevail, due to the political system and tribal culture in KSA. Conversely, the results suggest that a meritocratic way of thinking is strong among the Saudi Arabian youth, and this meritocratic way of thinking is driving them to aim for higher education.

In this context, studying abroad appears to be more aristocratic than meritocratic. There are two reasons behind this. Firstly, there is a prevailing thought that degrees from famous universities abroad are necessary to get a better position, especially as many of royal family members and high government officials have studied abroad in the United States (U.S.) or United Kingdom (U.K.), making the foreign degrees symbolic. Secondly, the most frequent responses to “Why do you want to study abroad?” were to experience living abroad (24.8%), for specialized knowledge (21.7%), for future career (17.4%), to attain a good reputation (12%), to contribute to one’s country (10%), to obtain a good salary (7.7%) and, finally, to attain a prestigious job (5.4%) (Appendix 1-8). Most of these responses reflect respondents’ curiosity and desire to experience different cultures. Their top reasons to study abroad were not directly tied to a meritocratic way of thinking, unlike the reasons to go to university.

Table 4: Patten matrix of the factor analysis and elements that affect social status.

	Factor 1 Aristocratic Elements	Factor 2 Meritocratic Elements
Parentage	.839	-.194
Connections	.812	-.163
Studying abroad	.638	.370
Hometown	.622	.104
Individual abilities	-.044	.815
Educational background	.013	.764
Factor loading	2.159	1.459
Percent accumulation	35.985	60.302

Note: Varimax rotation used; Kaiser-Meyer-Olkin (KMO) = .654, $p < .001$.

Respondents’ educational goals are tied to occupational prestige. Table 5 presents ratings of the social statuses corresponding with 17 different occupations (occupational prestige) from 1 (low) to 10 (high), in descending order, with responses disaggregated by gender. Overall, respondents reported the profession of “professor” to be the most prestigious, followed by minister, doctor and dentist, engineer, and Chief Executive Officer (CEO), with rankings ranging from 8.64 to 8.02. The rest of the occupations received averages less than 6.5 points, reflecting a large gap between the top five occupations and the rest. In contrast with the lower-ranked occupations, the high-scoring occupations generally require a higher educational background. Women and men ranked the same occupations highest, but in different orders. In descending order, women ranked the following occupations highest: professor, doctor and dentist, minister, engineer, and CEO. In descending order, men chose minister, professor, CEO, engineer, and doctor and dentist. Males tended to lean to occupations with a high social and economic status whereas females had higher opinions of occupations that required greater levels of education. ($t = -3.00$, $df = 16$, $p < .05$).

The occupational-prestige section of the survey found that Saudi youth consider educational background to be a means to gain employment in a job associated with a high social

status. Perceived prestige of occupation correlates with respondents' educational background, regardless of gender, economic status, and parental education level.

Most of these results corroborate higher education research findings from a Western context (Dore, 1976). In the West, academic degrees, especially from higher education, are commonly required to obtain high-status jobs. What makes the case of KSA exceptional is that educational achievement does not necessarily lead to employment (Central Department of Statistics and Information [CDSI], 2015), even though direct linkage between educational and occupational hierarchies has emerged. As seen in Figure 3, KSA's youth unemployment rate remains high, despite the sharp increase in higher education enrollment. This is especially notable for women who exceed men in educational aspiration and actual enrollment (Figure 2), yet have a lower employment rate (CDSI, 2015). The female unemployment rate has stayed consistently around 70%, twice as high as the 2015 male unemployment rate (CDSI, 2015). This may be due to the gender division of the labor market, making it important to also examine the reasons why students enroll in higher education.

Table 5: Mean occupational prestige rankings.⁴

	Average	Male	Female
Professor	8.64	8.63	8.64
Minister	8.39	9.03	8.14
Doctor & dentist	8.31	8.20	8.35
Engineer	8.07	8.28	7.98
Chief Executive Officer (CEO)	8.02	8.31	7.91
School teacher	6.58	5.81	6.88
Author	6.16	5.11	6.56
Imam	6.09	5.97	6.14
Restaurant owner	6.05	5.52	6.25
Government employee	5.99	5.29	6.26
Athlete	5.80	4.95	6.13
Banker	5.76	5.17	5.98
Soldier	5.03	4.75	5.14
Actor	4.77	4.00	5.07
Salesperson	4.48	4.40	4.52
Taxi driver	3.31	2.81	3.50
Laborer	3.17	2.72	3.34

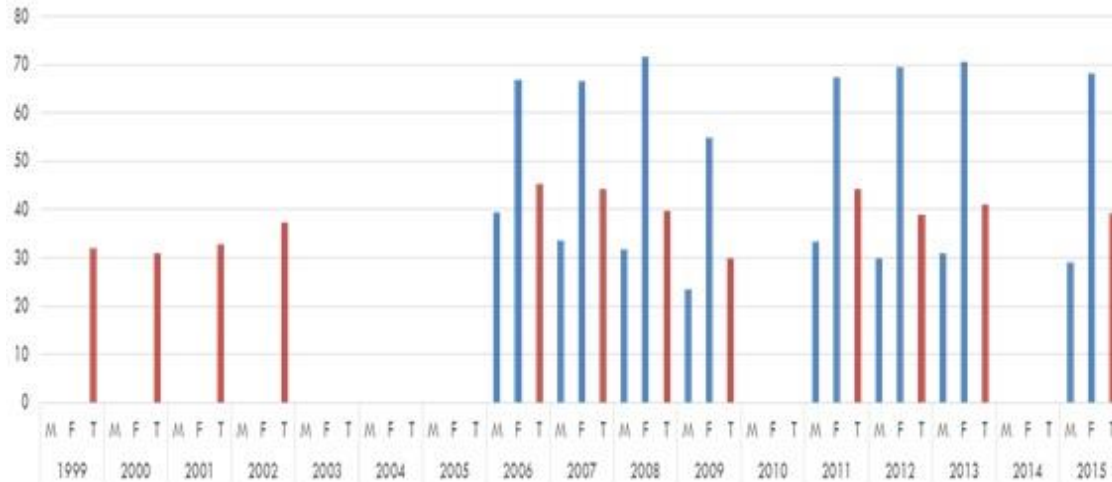
Research Question 3: What are the main reasons why Saudis enroll in higher education?

Predetermined responses to the question, “What are the reasons to study (in higher education)?” included “to achieve my dreams” (30.5%), “to attain a better job” (27.7%), “to contribute to society” (24.0%), “there is meaning in education” (10.1%), “to be a better parent”

⁴ The first female minister in KSA was only appointed in 2009 (Borger, 2009) and Saudi societal structure means women are not expected to certain enter professions. This could have influenced respondents' rankings

(5.0%), and “to attain a good reputation” (1.0%). There was a statistically significant difference between genders ($p < .01$): 35.9% of women, while just 16.7 percent of men responded that they go through education in order to achieve their dreams. Thirty five point seven percent of men and only 24.5% of women reported studying to attain a better job.

Figure 3: KSA youth unemployment rate by gender from 1999–2015.



M: Male (Blue), F: Female (Blue), T: Total (Red)

Source: Central Department of Statistics and Information (CDSI), 1999–2015.

The lower percentage of women who selected higher education as way to enter the workforce is not surprising, as “despite their educational successes, women in GCC countries are more likely to be unemployed or if they are employed, to be working in lower-paid jobs” (Ridge, 2014, p. 129). Only 1,192,969 (17.6%) of all Saudi women, those aged 15 years old and above, are in the labor force (CDSI, 2015). If educational attainment is not always directly connected to the labor market, it is necessary to consider why women and men do enter the workforce—and why they do not.

Men’s and women’s reported reasons for working are statistically significantly different ($p < .001$). Almost half of male respondents answered that work is a “means to support living” (45.0%), and a quarter stated that they work to “contribute to society” (25.0%), followed by the response that “there is meaning to work itself” (13.7%). Other response items such as work as a “means to improve social status” (8.7%) and “self-realization” (6.2%) were reported by fewer than 10% of respondents and were insignificant. On the other hand, women did not expect economic returns from jobs to the same extent that men did. Female respondents’ most frequent answer was also that work is a “means to support living” (27.8%)—a full 17% lower than their male counterparts. This answer was narrowly followed by “self-realization” (24.2%)—men’s least popular answer (6.2%). Finally, women also responded that “there is meaning to work itself” (23.6%), and that work is a “means to improve social status” (4.3%).

Table 6 is cross-tabulation that compares the reasons to study and work by gender. As mentioned, most males think of education as a tool to enter the labor market. Even if respondents answered otherwise, viewing education as a means to achieve dreams, they find meaning in work as a way to support living and so it could be presumed that those dreams are directly connected to work.

Additionally, in a free-text response inquiring about the respondents' reason to study, one male responded, "Access to social status and good access to a high salary," reflecting that some men are aware of the strong relationship between education and labor. On the other side, women appear to view both education and labor as factors enabling self-improvement, enrichment, actualization, realization and elevating society, rather than something used for only personal economic and social benefit. The following free-text responses detail women's reasons for studying and reflect such awareness¹:

"[I study] to help build society, myself, and my character, and [to] take advantage of my abilities."

"[I study] for myself and the intellectual progress of humanity."

"[I study] to contribute to the service of my country."

"[I study] to be a better parent, to build my country, and [to] earn the respect of others."

"[I study to] develop life and what God has given us (worshipping and building the land bestowed upon us). With science, we can elevate ourselves, achieve our dreams, and lead a better life and afterlife."

"[I study for] the following reasons: to get a better job, to be a good parent, and to build my country and society."

Table 6: Reasons to study and work by gender, as a percentage of the sample.

		Reason to work					Total (n)	
		Means to support living	Self-realization	There is meaning to work itself	Means to improve social status	Contribute to society		
Reason to study	Attain a better job	M	66.7	0.0	10.0	10.0	13.3	100 (30)
		F	57.1	14.3	16.7	9.5	0.1	100 (42)
	To be a better parent	M	20.0	0.0	60.0	20.0	0.0	100 (5)
		F	33.3	11.1	11.1	0.0	44.4	100 (9)
	Contribute to society	M	27.3	4.6	4.6	9.0	54.5	100 (22)
		F	9.1	22.7	22.7	2.3	43.2	100 (44)
	There is meaning in education	M	33.3	33.3	16.7	0.0	16.7	100 (6)
		F	14.3	33.3	42.9	0.0	9.5	100 (21)
	To achieve dreams	M	38.5	15.5	23.0	0.0	23.0	100 (13)
		F	25.7	30.0	25.7	2.9	12.9	100 (70)

Within the six women's responses, the words "society and country (the land)" are most frequently used, six times, followed by three uses of "myself and ourselves," and two mentions of

“parenting.” Respondents consider education to be a path to develop society, and they are very conscious of developing society overall.

Again, although men expect economic and social returns from education, unemployment rates are high for men as well as women in KSA. A possible reason for this is the lower education attainment of males, which has been seen in Western context and also across the Gulf countries (Ridge, 2014; Stoet & Geary, 2015). Another reason to consider is that Saudi nationals could be very satisfied with the government’s welfare (Jang, 2004) and thus, do not feel pressured to work.

It is not only the restricted labor market but also feminized domestic responsibilities that explain women’s low (formal) labor force participation rates. Table 7 displays some of the reasons why women do not join the labor force (Central Department of Statistics and Information [CDSI], 2015). Although responses differed by education status, “housekeeping” (67.3%) was the most frequent explanation, followed by being “in school or training” (27.4%). Across all education levels, only 0.7% of respondents cited “unwillingness to work” as the reason for their unemployment (CDSI, 2015). Thus, gendered responsibility for household tasks and work outside the home partially explains women’s low rates of labor force participation.

Table 7: Saudi female population out of the labor force (15 years old and above) by education status, as a percentage of the sample.

	In school or training	House- keeping	Retired or Over age	Disability or health reasons	Unwillingness to work	Other	Total (n)
Illiterate	0.0	84.4	7.1	8.26	0.09	0.14	100.00 (603,237)
Can read & write	0.1	93.0	3.1	3.29	0.19	0.29	100.00 (618,177)
Primary	18.0	79.4	0.8	0.78	0.26	0.72	100.00 (803,950)
Intermediate	43.8	54.8	0.3	0.20	0.46	0.49	100.00 (1,389,161)
Secondary (or equivalent)	41.1	55.9	0.4	0.13	1.26	1.18	100.00 (1,779,036)
Diploma	12.5	67.2	15.1	0.17	1.66	3.47	100.00 (63,732)
Bachelor	10.3	72.9	6.4	0.05	1.30	9.06	100.00 (320,332)
Higher diploma (master’s)	20.1	55.0	19.6	0.00	0.00	5.39	100.00 (5,229)
Doctorate	0.0	0.0	65.5	0.00	0.00	34.51	100.00 (739)
Total	27.35	67.32	1.97	1.47	0.68	1.22	100.00 5,583,593

Source: Central Department of Statistics and Information (CDSI), 2015.

Conclusion

This preliminary investigation of education aspirations in KSA has produced five main findings. First, Saudi youth wish to attend school and university, and the demand for advanced degrees appears to be rising. Second, there are differences in education desires between men and women, such as women wanting their children to study for longer than men. A third finding is that Saudi youth start to think of attending higher education even before they begin their mandatory K-12 education. Fourth, motivations behind education aspirations are explained largely by a meritocratic outlook towards higher education. Saudis regard academic, meritocratic elements, such as educational background and individual abilities, as necessary to obtain prestigious jobs that ultimately lead to higher social statuses. Finally, the few women who did not have the desire to attend higher education were generally unwilling to do so due to societal factors, like marriage. These findings, while not representative, do speak to important factors and trends in educational aspirations and the connection between education and the (formal) labor market.

As for status attainment theory—which considers social status to be determined by occupation—it is true that Saudi Arabian youth have a meritocratic way of thinking. In general, they are also aware of meritocratic elements that can impact high social status in KSA. Nevertheless, labor force participation has not risen in parallel with higher education enrollment. This is particularly true for women, who have higher educational goals than men, but which are not tied to the labor market. Women do not view education as a tool to attain a higher status, because it is unlikely they will use it to obtain a job, due to the gender division of labor in KSA (both formal and domestic). However, the meritocratic way of thinking is strong and the desire for a high level of education is apparent among women. Therefore, the traditional status attainment hypothesis was not capable of explaining education aspiration. The question of status expression remains.

Status expression was used in Japan to explain the phenomena when female labor participation rates did not increase in parallel with the rising higher education enrollment rate (Amano, 1985). Today in Saudi society, a similar phenomenon can be observed. Contrary to status attainment theory, the status expression hypothesis emphasizes that the educational hierarchy itself would determine a social status. Nevertheless, status expression fails to explain the aspirations of Saudi Arabian women because they are not taking factors such as parental socio-economic status into their consideration for work or study, and because there are also gendered labor expectations in the country. Since the data in this study consists mainly of responses from the middle class, differences between social classes cannot be discussed. Nevertheless, demand for advanced degrees was observed regardless of social class. Thus, we can ascertain that both status attainment and status expression theories are unsuitable in the KSA context.

Within KSA's unique social setting, despite strong educational aspirations, neither excessive competition for university entrance nor an educational supply-and-demand imbalance has occurred. This is, in large part, due to strong government policies. As a strong welfare state, KSA has the tenth-lowest poverty rate worldwide (World Bank, 2013). Additionally, the government provides free public education, and, as such, KSA higher education degrees are regarded as accessible, especially for women, who are less likely to enter the labor market. Men, on the other hand, are often seen as the main agents of formal economic activity and may be encouraged to enter the labor force earlier than women, forgoing education (Ridge, 2014). The results of this study show that female educational aspiration is not driven out of necessity, but instead, by desire.

In recent years, education—in particular, higher education—has been viewed as a pipeline to the labor market. Nonetheless, the function of higher education in KSA is unique, and does not appear to fit this model. This study reveals the need for a new framework to be built to

explain the function of education in KSA society. Expanding on this study, the author plans to conduct an on-site investigation, involving interviews with local female and male university students about the function of higher education in the Kingdom of Saudi Arabia.

References

- Al-Dali, W., Fnais, M., & Newbould, I. (2013, February). Private higher education in the Kingdom of Saudi Arabia: Reality, challenges and aspirations. In *Higher Education in Saudi Arabia: Achievements, Challenges and Opportunities* (pp. 127–136). Springer. doi: 10.1007/978-94-007-6321-0_12.
- Aljubaili, A. (2014, February) Showcase Middle East. *Saudi Arabia—dramatic developments in higher education*. Retrieved on 20th September 2016 from <http://qsshowcase.com/main/saudi-arabia-dramatic-developments-in-higher-education/>.
- Alnuaim, M. (2013, October). *The composition of the Saudi middle class: A preliminary study* (GRC Gulf Paper). Gulf Research Center. Retrieved from https://www.files.ethz.ch/isn/171150/Middle_Class_8157.pdf0.pdf
- Amano, Ikuo. (1983). The function of higher education: Status expression. *The Japan Society of Educational Sociology*, 38, 44–49 (Japanese). Retrieved from www.jstage.jst.go.jp
- Becker, G. S. (1962, October). Investment in human capital: A theoretical analysis. *Journal of Political Economy*, 70(5), 9–49. Retrieved on 20th September 2016 from <http://www.jstor.org/stable/1829103>
- Blau, P. M., & Duncan O. D. (1967). *The American occupational structure*. New York: John Wiley & Sons.
- Borger, J. (2009, February 16). Saudi Arabia appoints first female minister. *The Guardian*. Retrieved on 20th September 2016 from <https://www.theguardian.com/world/2009/feb/16/saudi-cabinet-woman-minister>
- Central Department of Statistic & Information. (2015). Retrieved on 20th September 2016 from <http://www.cdsi.gov.sa/english/>
- Collins, R. (1971, December). Functional and conflict theories of educational stratification. *American Sociological Review*, 36(6), 1002–1019. American Sociological Association. Retrieved on 20th September 2016 from <http://www.jstor.org/stable/2093761>
- Collins, R. (1979). *The credential society: A historical sociology of education and stratification*. New York: Academic Press.
- Dore, R. P. (1976). *The diploma disease: Education, qualification and development*. Berkeley: University of California Press.
- Han, B., Yun, S.Y., & Park, K.S. (2011, November 30). *Labor market in the Middle East: A study of Saudi Arabia and the UAE* (Research Paper 11–31). Korea Institute for International Economic Policy. Retrieved on 20th September 2016 from http://papers.ssrn.com/sol3/papers.cfm?abstract_id=2322632
- Khoo, S. T., & Ainsley, J. (2005) *Attitudes, intentions and participation* (Longitudinal Surveys of Australian Youth Research Report No. 41). Victoria: Australian Council for Educational Research. Retrieved on 20th September 2016 from http://research.acer.edu.au/cgi/viewcontent.cgi?article=1044&context=lsay_research
- Li, S. (2011). A study of the employment of university-educated women in the age of equal employment. *The Japanese journal of labour studies*, 53(10), 63–72.
- Nakamura, S. (2007). *Saujiarabia o shiru tameno rokujugoshu [Sixty-five chapters to understand Saudi Arabia]*. Tokyo: Akashi Publishing.

- Maslow, A. H. (1943, July). A theory of human motivation. *Psychological Review*, 50(4), 370–96. doi: 10.1037/h0054346
- Mazi, A. & Altbach, P. G. (2013). Dreams and realities: The world-class idea and Saudi Arabian higher education. In *Higher Education in Saudi Arabia: Achievements, Challenges and Opportunities* (pp. 13–26). Springer. doi: 10.1007/978-94-007-6321-0_2
- Ministry of Higher Education. (2015). *About KSA*. Retrieved on 20th September 2016 from <http://www.moe.gov.sa/en/studyinside/aboutKSA/Pages/default.aspx>
- Ranking Web of Universities. (2015). Webometrics.info. *Arab World*. Retrieved on 20th September 2016 from <http://webometrics.info/en/aw>
- Ridge, N. (2014). *Education and the reverse gender divide in the Gulf States: Embracing the global, ignoring the local*. New York: Teachers College Press.
- Spence, M. A. (1973, August). Job market signaling. *The Quarterly Journal of Economics*, 87(3), 355–374. Retrieved on 20th September 2016 from <http://www.jstor.org/stable/1882010>
- Stoet, G. & Geary, D. C. (2015). Sex differences in academic achievement are not related to political, economic, or social equality. *Intelligence*, 48, 137–151. doi: 10.1016/j.intell.2014.11.006
- Schultz, T. W. (1971). *Investment in human capital: the role of education and of research*. New York: Free Press.
- Schultz, T. W. (1972) Human capital: Policy issues and research opportunities. In T.W. Schultz, *Economic Research: Retrospect and Prospect, Volume 6, Human Resources* (pp. 1–84). New York: National Bureau of Economic Research. Retrieved on 20th September 2016 from <http://www.nber.org/chapters/c4126.pdf>
- Smith, L. & Abouammoh, A. (2013). Higher education in Saudi Arabia: Reforms, challenges and priorities. *Higher Education in Saudi Arabia: Achievements, Challenges and Opportunities* (pp. 1–12). Springer. doi: 10.1007/978-94-007-6321-0_1
- Trow, M. (1973). The distribution of academic tenure in American higher education. *The Tenure Debate* (pp. 223–250). San Francisco: Jossey-Bass.
- Trow, M. (2000, December). From mass higher education to universal access: The American advantage. *Minerva*, 37(4), 303–328. doi: 10.1023%2FA%3A1004708520977
- World Bank Group. (2004). *Beyond economic growth student book: Glossary*. Retrieved on 20th September 2016 from <http://www.worldbank.org/depweb/english/beyond/global/glossary.html>
- World Bank Group. (2013). *World Development Indicators 2013*. Retrieved on 20th September 2016 from <http://databank.worldbank.org/data/download/WDI-2013-ebook.pdf>
- World Bank Group. (2015). *Gross enrollment ratio, tertiary, both sexes*. Retrieved on 20th September 2016 from <http://data.worldbank.org/indicator/SE.TER.ENRR/countries>

About the Author

Woohyang Sim is a PhD candidate at Waseda University in Japan. Her field of study is higher education and the sociology of education. Woohyang's research focuses on the linkages between higher education and labor market dynamics, with a particular focus on the Gulf region countries. She is interested in the role of higher education as an observation lens to explain the social changes taking place in the Arab Gulf countries. Woohyang also has a bachelor's degree and a master's degree from Waseda University.

Appendix A: Results**1-1: Current Status as a percentage of the sample**

	Total (n)	Gender		<i>P</i>
		Male	Female	
Secondary school students	13.6	5.3	17.1	
Undergraduate students	44.9	31.9	50.4	
Graduate students	6.3	9.5	4.9	***
Employees	25.3	50	14.8	
Unemployed	9.8	3.1	12.6	
	100.0(316)	100.0(94)	100(222)	

+ $p < .1$, * $p < .05$, ** $p < .01$, *** $p < .001$

1-2: Economic status as a percentage of the sample

		Total(n)	Gender		<i>P</i>
			Males	Females	
How do you rate your economic status?	Very wealthy	20.6	22.6	19.7	n. s.
	Wealthy	70.0	69.3	70.3	
	Not wealthy	6.6	5.3	7.1	
	Not wealthy at all	2.7	2.7	2.7	
		100.0(257)	100.0(75)	100(257)	

1-3: Economic status and parental involvement in education as a percentage of the sample

		Total (n)	Parental Involvement in Education				<i>P</i>
			Very Strong	Strong	Not Strong	Not Strong at all	
Economic Status	Very wealthy	100.0(53)	71.6	15.0	7.5	5.6	n. s.
	Wealthy	100.0(180)	57.7	20.5	16.6	5.0	
	Not wealthy	100.0(17)	70.5	11.7	17.6	0.9	
	Not wealthy at all	100.0(5)	80.0	0.0	0.0	20.0	
	Total	100.0(255)	61.9	18.4	14.5	5.0	

1-4: Educational aspiration for higher education as a percentage of the sample

		Total (n)	Gender		P
			Male	Female	
Undergraduate					
-want to attend	Yes	92.7	93.6	92.3	
-attending					n. s.
-attended	No	7.3	6.4	7.7	
Total		100.0(316)	100.0(94)	100.0(222)	
Graduate School					
-want to attend	Yes	80.2	84.1	78.5	
-attending					n. s.
-attended	No	19.8	15.9	21.5	
Total		100.0(293)	100.0(88)	100.0(205)	

1-5: First thought of matriculation, by gender, as a percentage of the sample

		Total (n)	Gender		P
			Male	Female	
When did you start thinking of attending university?	Childhood	58	46.5	62.9	
	Elementary	4	6.8	2.9	
	Middle	7.5	3.4	9.2	**
	High	18.4	27.2	14.6	
	After high	11.9	15.9	10.2	
Total		100(293)	100(88)	100(205)	

+ $p < .1$, * $p < .05$, ** $p < .01$, *** $p < .001$

1-6: Educational background for children, by gender, as a percentage of the sample

		Total (n)	Gender		P
			Male	Female	
Educational background for children in the future	High school	0.9	3.4	0	
	undergraduate	12.3	14.7	12.4	
	Graduate	80.3	81.7	87.4	*
Total		100(296)	100 (88)	100(208)	

+ $p < .1$, * $p < .05$, ** $p < .01$, *** $p < .001$

1-7: Elements that affect social status as a percentage of the sample

	Very Relevant	Relevant	Somewhat Relevant	Irrelevant	Total (n)
Educational background	75.6	21.9	2.2	0.3	100.0(270)
Individual ability	71.5	27.0	1.5	0.0	100.0(270)
Studied abroad	34.4	37.4	20.7	7.5	100.0(270)
Connection	31.1	25.9	19.6	23.3	100.0(270)
Parentage	14.8	16.7	30.7	37.8	100.0(270)
Hometown	3.3	10.4	31.1	55.2	100.0(270)

1-8: Reasons to study abroad as a percentage of the sample

	Total	Gender		<i>P</i>
	(n)	Male	Female	
Future career	17.4	20.8	16.1	
Good salary	7.7	9.7	6.9	
Attain a prestigious job	5.4	6.9	4.8	
For specialized knowledge	21.7	26.3	19.8	
Contribute to country	10.4	6.9	11.8	n. s.
Scholarship program	0.3	0.0	0.5	
Attain a good reputation	12.0	8.3	13.4	
Curiosity to experience living abroad	24.8	20.8	26.3	
Total (n)	100(258)	100(72)	100(186)	

Appendix B: Questionnaire

Q1. Gender

Q2. Age

Q3. Current occupation

Q4. Do you wish to enter university / already in university / already graduated?

Q5. At which period did you start to desire entering university?

Q6. What are the main reasons that urged you to enter university?

Q7. What type of university do you want to enter / already in / already graduated?

Q8. What is the college/major do you want to enter / already in / already graduated?

Q9. Do you wish to go to graduate school / already in / already graduated?

Q10. What kind of graduate school do you wish to enter?

Q11. At which period did you decide not to enter university?

Q12. What is the reason for not wanting to enter university?

Q13. The higher educational background is the better

Q14. Educational background is tied to the social status

Q15. Educational background is tied to the salary

Q16. Educational background is tied to the quality of life

Q17. In the future, where do you want your children to continue their education to?

Q18. Regarding the points you take in consideration when choosing a university

Q19. Do you believe studying abroad is feasible for you in the future?

Q20. Did your parents urge you to study abroad?

Q21. Is it competitive to enter Saudi Arabian universities?

Q22. What is the main reason to study in higher education?

Q23. Do you want to study abroad / already studying / already graduated?

Q24. What are the reasons to study abroad?

Q25. Are you currently employed?

Q26. Do you wish to have a job in the future?

Q27. What is your current job / What kind of job do you wish to have?

Q28. What is your reason for not wanting to work?

Q29. What was your family's reaction towards you not wanting to work?

Q30. Regarding the points you take in consideration when choosing a job.

Q31. What is the meaning of having a job in your opinion?

Q32. From 1 (Low) to 10 (High), please rate the following occupations on their social status:

Q33. What are the elements that affect high social status?

Q34. Is it competitive to get a job?

Q35. How many people are there in your family?

Q36. How many cars does your family possess?

Q37. How do you rate your economic status?

Q38. What is your father's final education?

Q39. What is your mother's final education?

Q40. What is the involvement of your parents in your education?